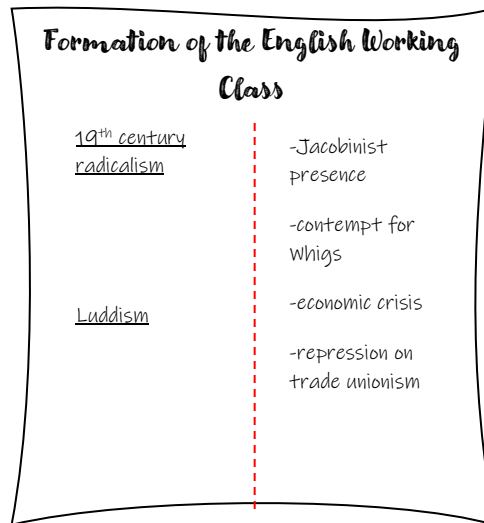


1. Split page method

Can be used while reading or for classes.

Divide the page in half and enter the topic or question on the left and then the facts or relevant information to that topic/question on the right:



2. Question/Evidence/Conclusion or Argument/Evidence

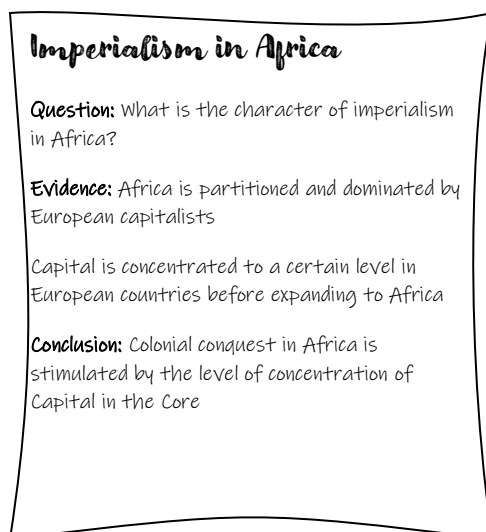
Can be used while reading or for classes.

Organize information into one of the following categories

a) Question, Evidence, Conclusion

Or

b) Argument/Evidence

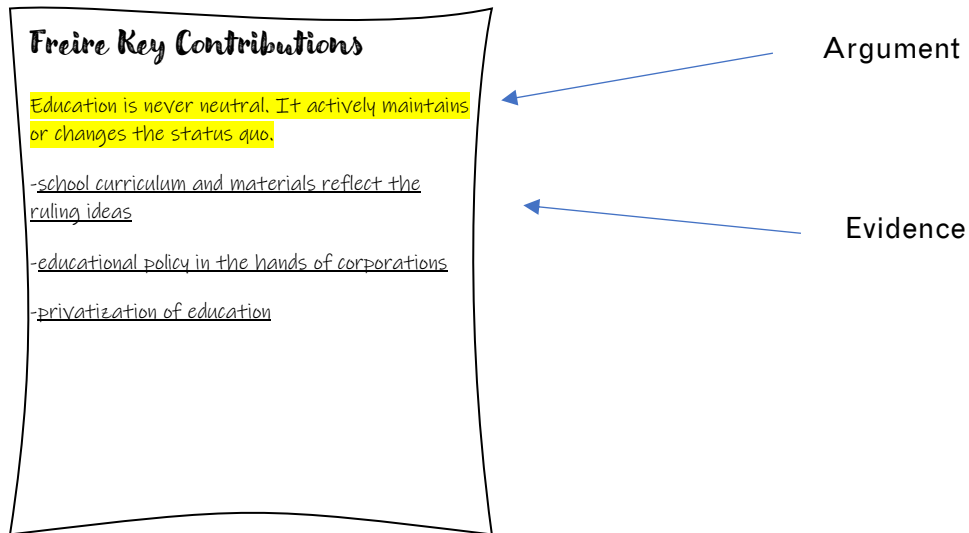


3. Morse code method

Used for reading texts.

Mark with a dot (or highlight with one color) what appears to be an assertion, an argument.

Mark with a line (or highlight with a different color) what appears to be evidence for the argument.



4. Outline method

Used for reading texts and can be used for lectures IF the lecturer has organized their presentation using an outline themselves- otherwise it can be very difficult

Organize information into the following:

- a) Topic
 - i. Information
- b. Sub-topic
 - i. Information

5. Cornell Method (adapted)

Best for lectures.

Divide your page before class into four sections. The largest section will be used for notes, and the other three for questions, future readings, and summary.

Q S.	Notes here
Reading	Summary here